



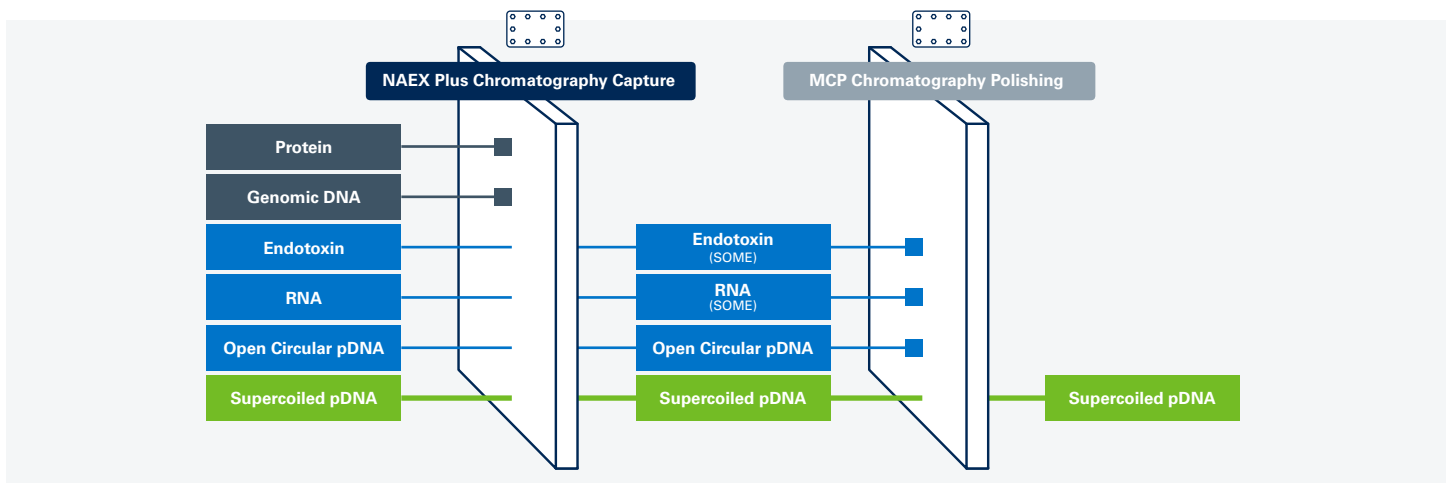
# Purexa™ NAEX Plus

## Membrane Chromatography Products

Purexa™ NAEX Plus is a novel weak anion-exchange membrane chromatography product with high binding capacity and high recovery of plasmid DNA.

### How Purexa membrane chromatography works

The proprietary structure of tertiary amine ligands on NAEX Plus membrane binds plasmid DNA at selected buffer conditions. Then the DNA is released using high conductivity conditions. End users can vary buffer conditions (e.g. conductivity, pH, or buffer/salt types) to allow the membrane to bind plasmid DNA instead of RNA to achieve high purity. The membrane also has 3 µm pores allowing purification of a wide range of plasmid DNA constructs.



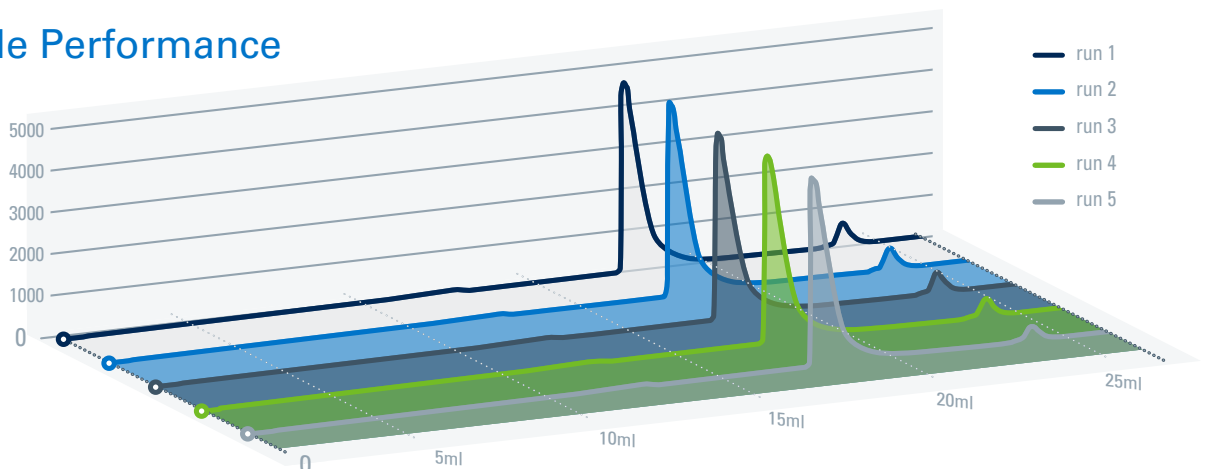
**Figure 1.** The plasmid DNA purification process using Purexa™ NAEX Plus. | \*for pDNA it is recommended to use Purexa™ MCP as the capture step following Purexa™ NAEX Plus

### Consistent Cycle Performance

**Figure 2.** Purexa™ NAEX Plus can be reused over multiple cycles.

Buffer Condition:  
1M NaOH + 2M NaCl

Testing Agent:  
0.1 mg/mL salmon sperm DNA

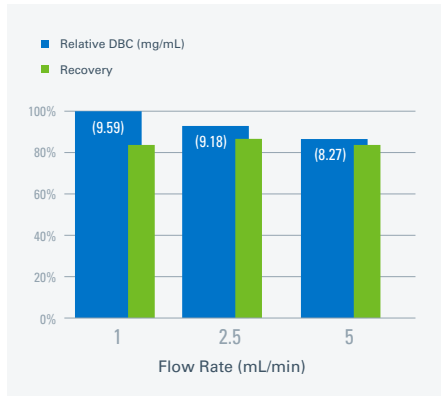


# Performance Advantages of Purexa™ NAEX Plus

Purexa™ NAEX Plus membrane chromatography utilizes its positively charged surface to achieve high dynamic binding capacity of the target molecule. pDNA at a high conductivity have shown impressive recovery during the purification process while successfully removing unwanted impurities.

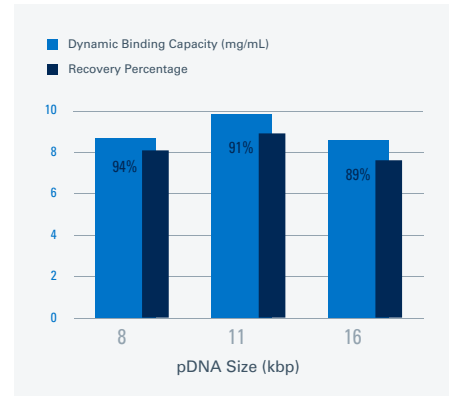
- + Fast cycle times
- + Easy setup and breakdown
- + High throughput pDNA purification
- + Can be adapted for purifying viral vectors, vaccines, DNA, and proteins

## Consistent performance across flow rates



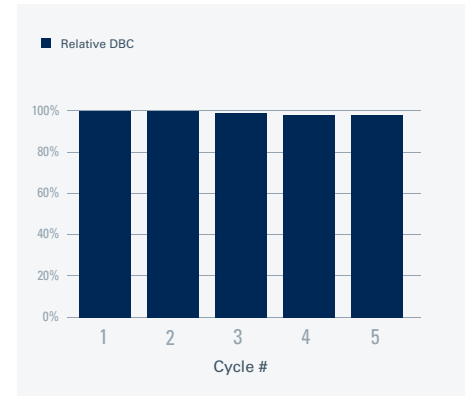
**Figure 1.** DBC and Recovery data was collected by utilizing Purexa™ NAEX Plus Maxi with columns at multiple flow rates, 11kbp pDNA ran with K Acetate as loading buffer.

## Consistent performance across plasmid DNA sizes



**Figure 2.** pDNA sizes were tested with Purexa™ NAEX Plus Maxi with K Acetate loading buffer.

## Consistent performance across multiple cycles



**Figure 3.** A Purexa™ NAEX Plus Maxi column was reused five times with a proper CIP cycle between runs to show consistent pDNA binding

## Purexa NAEX Plus

	Volume	Suggested Flow Rate	Typical pDNA Binding Capacity at high conductivity*
<b>Column</b>	Maxi: 0.22 mL	2-10 mL/min	1.7 mg/cycle
<b>Cassette</b>	2 ml	2-20 mL/min	16 mg/cycle
	10 ml	10-100 mL/min	80 mg/cycle
<b>Well Plate</b>	24 Well Plate (10 mL holding volume)	1-2 bar operating pressure	400 µg per well

**Loading Buffer:** 1M K Acetate, pH 5.5; conductivity ~70 mS/cm | **Elution buffer:** 20 mM Trisbase, 1.5 M NaCl, pH 7.0 | \* Lower conductivity can lead to higher binding capacity.

Interested in purification solutions for mRNA, pDNA, proteins, antibodies, and more?

Contact us at [purilogicsinfo@donaldson.com](mailto:purilogicsinfo@donaldson.com)



[purilogics.com](http://purilogics.com)  
Greenville, South Carolina, USA



**Important Notice:** Many factors beyond the control of Donaldson can affect the use and performance of Donaldson products in a particular application, including the conditions under which the product is used. Since these factors are uniquely within the user's knowledge and control, it is essential the user evaluate the products to determine whether the product is fit for the particular purpose and suitable for the user's application. All products, specifications, availability and data are subject to change without notice, and may vary by region or country. Results produced by internal laboratory testing. Results may vary depending on methods and parameters followed. Purilogics by Donaldson develops industry-leading membrane chromatography technologies for the biopharmaceutical industry. Our proprietary membrane chromatography products are designed for use in research & early-stage development laboratories, to support market entry where rapid drug purification is essential to discovery.